

MY FIELD JOURNAL



FIELD
JOURNAL

THIS BOOK
BELONGS TO.....



caution



GO FOR A **WALK OUTSIDE**. CIRCLE ALL THE THINGS YOU SPOT FROM THE LIST BELOW.



ANT



FLOWER



BUNNY



ACORN



ROCK



SQUIRREL



LEAF



FROG



CLOUD



BUTTERFLY



SNAKE



BIRD



DRAW A PICTURE OF A **BIRD** (REAL OR IMAGINED)



Now describe it. Include details about its color, size, shape, beak, feathers, song, and habitat.

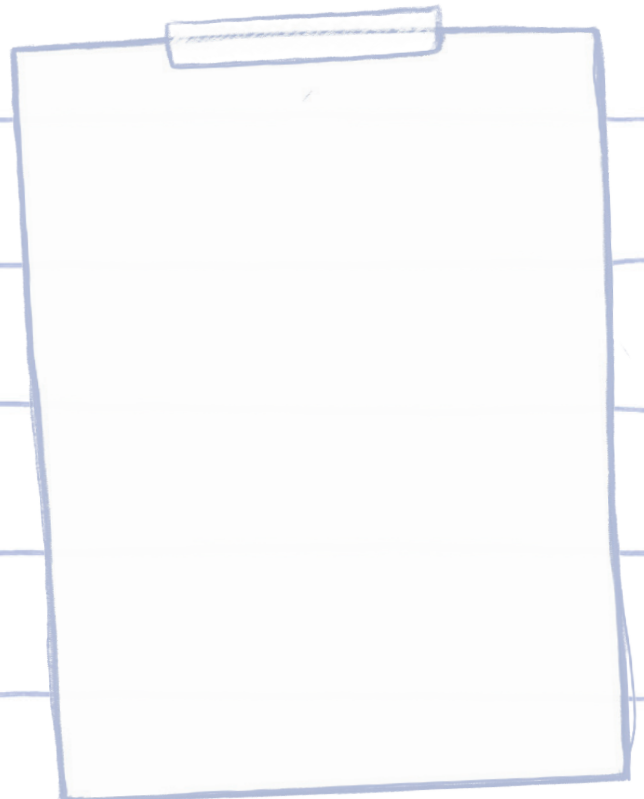


SIT **QUIETLY** SOMEWHERE AND DESCRIBE
YOUR SURROUNDINGS.

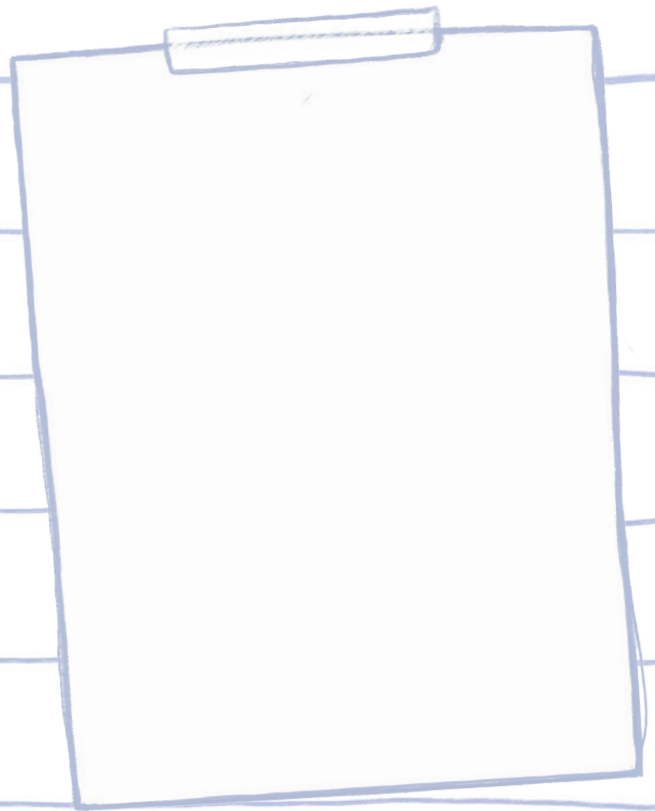
I SEE ...



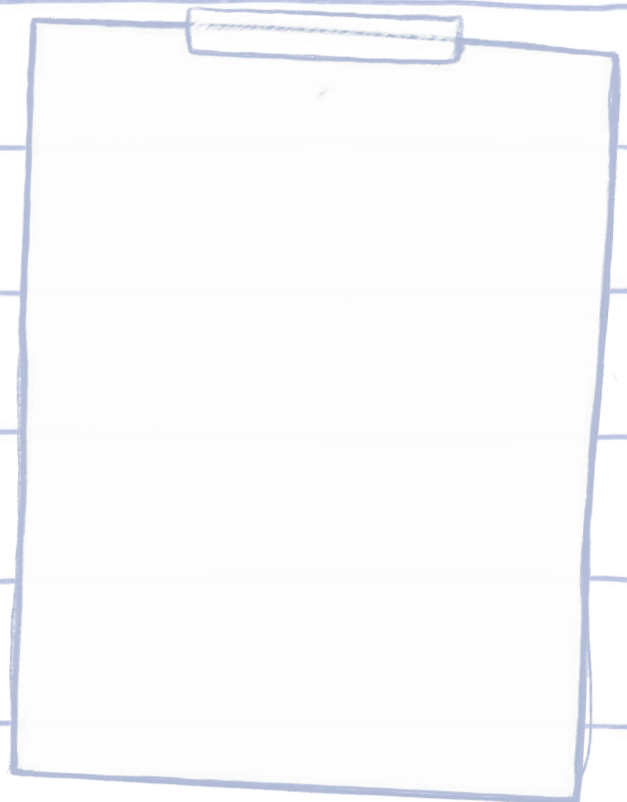
I HEAR ...



I SMELL...



I FEEL...




MAKE A LIST OF ALL THE THINGS YOU SEE. ARE THEY LIVING OR NONLIVING?

Draw a picture or write the name in the correct category.

LIVING

NON-LIVING





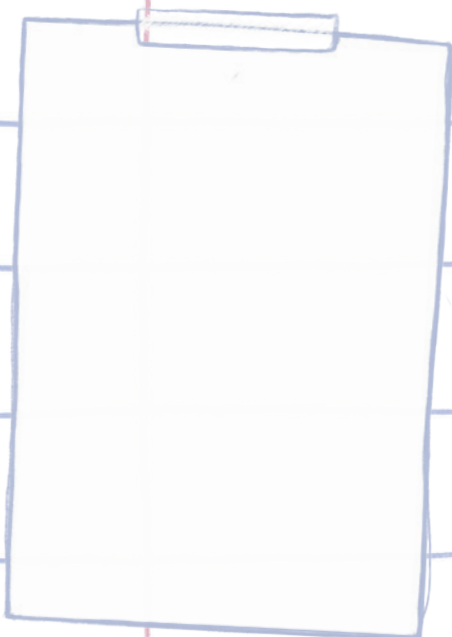

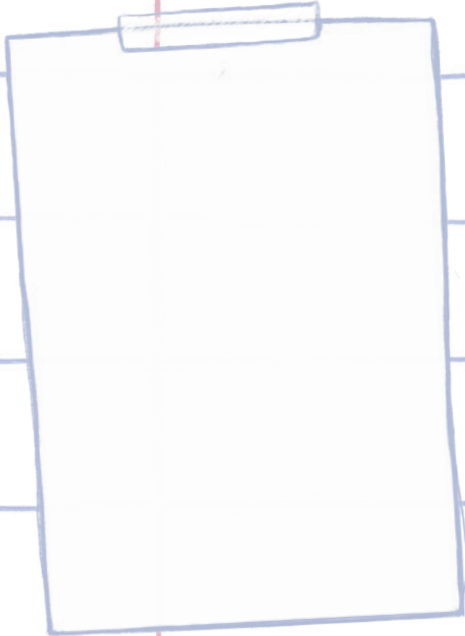
DRAW A **MAP** OF THE
WALK YOU TOOK



Include important landmarks like ponds, rivers, boulders,
trees, hills, streets, trails, buildings, playgrounds, etc.


DID YOU SPOT ANY **ANIMAL TRACKS** ON YOUR WALK? DRAW REAL OR IMAGINED TRACKS BELOW.

Who do you think made the tracks?
Was the animal big or small?



PRETEND YOU ARE **DESIGNING** YOUR OWN SHELTER
USING ITEMS YOU CAN FIND IN NATURE.

Draw a picture of it and describe what materials you used to make it.




MATERIALS I WOULD USE:



COLLECT A FEW DIFFERENT LEAVES AND MAKE A LEAF
RUBBING OR SKETCH OF EACH ONE.

How are they different? How are they similar?




THREE THINGS I LOVE ABOUT NATURE:



1.

2.


3.



I GUESS NATURE ISN'T ALL BAD!

NATURE NOTES





Art ©2021 and ©2022 by Julia Patton

www.beckyscharnhorst.com
www.juliapatton.co.uk

